

Accessories

Optional Accessories for Roller & Sectional Doors



G+ REMOTE

The ergonomically designed Gliderol G+ Remote provides the ability to control up to three garage doors or automatic gates from a single handset. Simply add to your keyring or compliment your G+ Remote with a Cradle or Visor Clip for added convenience.



WIRELESS WALL BUTTON

Control your garage door from a convenient location within your home or garage using the single channel Gliderol Wireless Wall Button. With no wiring required it is a neat and stylish alternative to conveniently control your garage door opener.



CRADLE & VISOR CLIP

Wall mount your Gliderol Cradle and 'click' your remote in place for a secure and convenient way to operate your garage door. Use in conjunction with the Visor Clip to mount your remote to your car sun visor for easy and accessible operation of your door from within your car.



EXTERNAL RELEASE

This convenient key operated lock enables you to disengage your automatic opener and operate your door manually in the event of a power failure or absence of a remote. The lock is located outside the garage, designed to suit garages that do not have a second access point.



SAFETY BEAMS

Safety Beam sensors work to detect obstructions within the doorway, stopping the travel of the door if an obstruction is identified. Safety Beams also enable your openers auto-close feature, ensuring your door is never left open and that your family and home are protected.



STAND ALONE RECEIVER

Ideal for homes with existing garage doors or automatic gates, the Gliderol Stand Alone Receiver allows openers of another brand to use the same receiver as your Gliderol opener, so that only one remote is required to control multiple units.

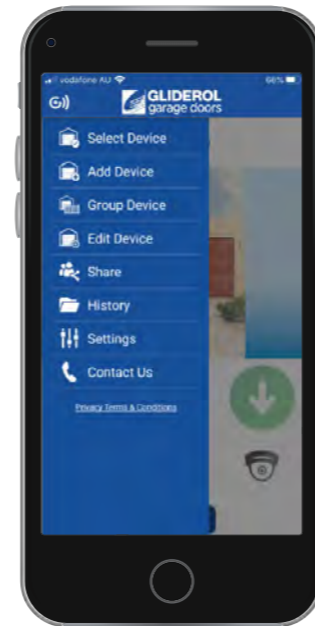
For information on accessory compatibility with your chosen Gliderol opener please refer to your user manual or speak to your local Gliderol office for assistance.



G+ Home Automation

Smartphone Garage Door Control System

APP AVAILABLE ON:



COMPLETE CONVENIENCE

Operate your Gliderol garage door from any location, at any time. Accept contactless deliveries remotely & securely.

TOTAL VISIBILITY

Real-time alerts notify you when your door is opened or closed, with activity history available at the touch of a button.

CONTROL & FLEXIBILITY

Share and control access to your garage with family & friends. Monitor usage via unique, individual user profiles.

SAFETY & SECURITY

Premium night-vision enabled camera and safety sensor beams provide unrivalled security, protection & peace of mind.



designed to glide™

Garage Door Openers & Automation



Rollamatic GEN II

Roller Door Opener




A slim-line universal opener to suit all brands, the Rollamatic GEN II opener is the perfect companion to automate your new or existing roller door.

Features & Benefits

- Suits most residential roller doors up to 16m²
- Slim-line unit with digital display
- Courtesy LED light for convenience & safety
- Includes manual release lever
- Compatible with most roller doors of any brand

Opener Kit Includes

- Rollamatic GEN II powerhead
- 3 x G+ remotes



TECHNICAL SPECIFICATION

Power Input	220V AC 50Hz
Open/Close Force	1000N
Decoding	Glide•A•Code System
Motor	24V DC
Operation	Standard Drive
Working Temp	> -20°C, < +50°C

GRD+ & GRD+ Dual

Roller Door Opener



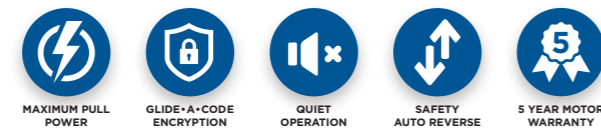
With its powerful drive unit neatly tucked away inside the door roll, Gliderol's GRD+ opener with Control Box offers reliable performance with style.

Features & Benefits

- GRD + suits residential roller doors up to 12m²
- GRD+ Dual suits all large roller doors up to 16m²
- No extra sideroom required
- Easy to use wall mounted control box
- Courtesy LED light for convenience & safety
- Patented orbital drive technology

Opener Kit Includes

- GRD+ drive unit (included with door)
- Control box with 2 x G+ remotes



TECHNICAL SPECIFICATION

Power Input	220V AC 50Hz
Open/Close Force	800N / 1000N
Decoding	Glide•A•Code System
Motor	24V DC
Operation	Orbital Drive
Working Temp	> -20°C, < +50°C

Genesis

Sectional Door Opener




Featuring the latest in safety & security technology, the Gliderol Genesis offers quiet, reliable garage door automation.

Features & Benefits

- Easy-to-use LED digital display
- Glide•A•Code security encryption
- Courtesy LED light for convenience & safety
- Safety auto reverse

Opener Kit Includes

- Genesis powerhead (800N)
- Brackets & fittings kit
- 3 x G+ remotes & 1 x wall cradle



TECHNICAL SPECIFICATION

Power Input	220V AC 50Hz
Open/Close Force	800N
Decoding	Glide•A•Code System
Motor	24V DC
Operation	Belt Drive
Working Temp	> -20°C, < +50°C

Genesis Optima

Sectional Door Opener



Providing maximum pulling power the Gliderol Genesis Optima offers unrivalled strength ideal for large span and custom doors.

Features & Benefits

- Maximum power & performance
- Easy-to-use LED digital display
- Glide•A•Code security encryption
- Courtesy LED light for convenience & safety
- Safety auto reverse

Opener Kit Includes

- Genesis Optima powerhead (1200N)
- Brackets & fittings kit
- 3 x G+ remotes & 1 x wall cradle



TECHNICAL SPECIFICATION

Power Input	220V AC 50Hz
Open/Close Force	1200N
Decoding	Glide•A•Code System
Motor	24V DC
Operation	Belt Drive
Working Temp	> -20°C, < +50°C

Features & Benefits

Sectional Door Opener Overview



DIGITAL DISPLAY

Programming your opener is effortless with the easy-to-use LED digital display. Functions and settings can all be modified simply with the touch of a button.



COURTESY LIGHT

For convenience and safety your opener includes LED courtesy lights on either side of the unit to assist you in navigating your garage or carport.



MANUAL RELEASE

In the event of a power failure your doors Manual Release will assist you to quickly and safely switch your door into manual mode to maintain access to your garage or carport.



ACCESSORIES TERMINAL

Additional accessories, including Safety Beams and Battery Backup systems, can easily be added to your opener via the Accessories Terminal located on the rear of the unit.